

# BackDraft

**METRIC**

## END MILL & FACE MILL STYLE DBD type



Entering Angle : -3°	A.R. : +5°
	R.R. : -3°
Max. D.O.C.	0.3

Fig. 1

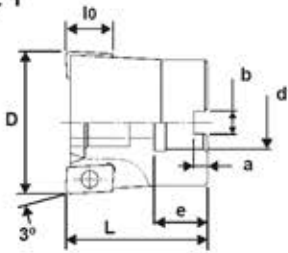


Fig. 2 (with coolant)

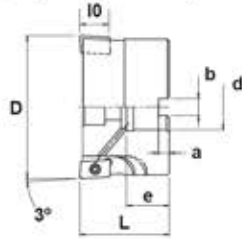
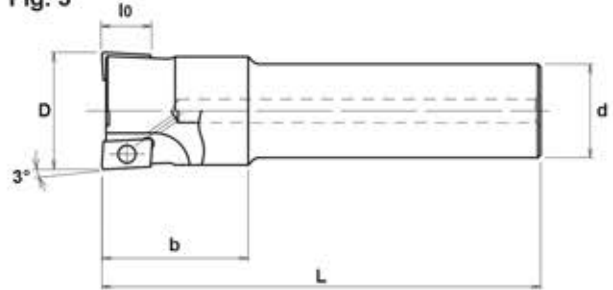


Fig. 3

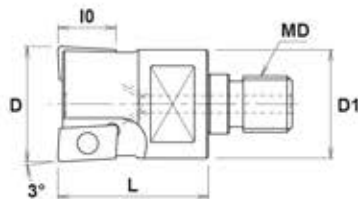


### Specifications

CATALOG NUMBER	STK	DIMENSIONS							FIG.	INSERT	Q	PARTS	
		D	L	I0	d	a / I1	b	e				Screw	Wrench
DBD-4050R	■	50	50	16	22.225	5	8.4	20	1	DBD-170408	4	DSW-4085	A-15T
DBD-4050R-22	●	50	50	16	22	6.3	10.4	20	1	DBD-170408	4		
DBD-5063R	■	63	50	16	22.225	5	8.4	20	1	DBD-170408	5		
DBD-5063R-22	●	63	50	16	22	6.3	10.4	20	1	DBD-170408	5		
DBD-5063R-27	●	63	50	16	27	7	12.4	22	1	DBD-170408	5		
DBD-6080R	■	80	63	16	31.75	8	12.7	32	2	DBD-170408	6		
DBD-6080R-25.4	■	80	50	16	25.4	6	9.5	24	2	DBD-170408	6		
DBD-6080R-27	●	80	50	16	27	7	12.4	22	2	DBD-170408	6		
DBD-3040-50-S32	●	40	150	16	32	-	50	-	3	DBD-170408	3		
DBD-3040-50L-S32	●	40	250	16	32	-	50	-	3	DBD-170408	3		

Note: All cutters are supplied without inserts.

## MODULAR HEADS MDB type



### Specifications

CATALOG NUMBER	STK	DIMENSIONS					HEAD TORQUE Nm	INSERT	Q	PARTS	
		D	L	I0	D1	MD				Screw	Wrench
MDB-1020-M10	■	20	35	16	19	M10	16	DBD-170408	1	DSW-4075	A-15
MDB-2025-M12	●	25	35	16	23	M12	20	DBD-170408	2		
MDB-2026-M12	●	26	35	16	24	M12	20	DBD-170408	2		
MDB-2032-M16	●	32	43	16	30	M16	25	DBD-170408	2	DSW-4085	
MDB-2033-M16	●	33	43	16	31	M16	25	DBD-170408	2		
MDB-3040-M16	●	40	43	16	32	M16	25	DBD-170408	3		

Note: All cutters are supplied without inserts.



**METRIC**

**BackDraft**

**INSERTS**



Fig. 1

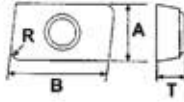


Fig. 2

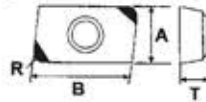
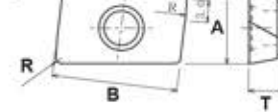


Fig. 3



**Specifications**

CATALOG NUMBER	DIMENSIONS				FIG.	STOCK				
						CBN		COATED		CERMET
	A	B	T	R		JBN330	JC8015	JC8003	CX75	CX90
DBD-170408	9.525	16.669	4.762	0.8	1		•			•
DBD-170408	9.525	16.669	4.762	0.8	2	•				
DBD-170408-30	9.525	16.669	4.762	0.8	3			•	■	