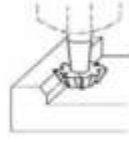
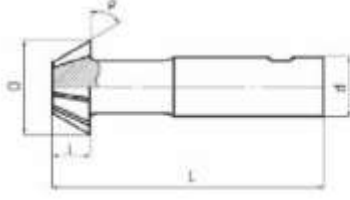



KIRLANGIÇ FREZE FORM B

p ±30'	D js 16	l js14	L	d h6	Z
45°	16	4	60	12	10
45°	20	5	63	12	10
45°	25	6,3	67	12	10
45°	32	8	71	16	12
50°	16	5	60	12	12
50°	20	6,3	63	12	12
50°	25	8	67	12	12
55°	16	5,6	60	12	10
55°	20	7,1	63	12	10
55°	25	9	67	12	12
60°	16	6,3	60	12	10
60°	20	8	63	12	10
60°	25	10	67	12	10
60°	32	12,5	71	16	12
*65°	16	6,3	60	12	10
*65°	25	10	67	12	12
*70°	16	7	60	12	10
*70°	20	9	63	12	10
*70°	25	11	67	16	10
*75°	16	8	60	12	10
*75°	25	10	67	12	12