

Referans Nr.	b	d	c	c1	A min.	A max.	Sıkma kuvveti Clamping force kgf
2600-400400	400	160	320	-	-	-	4000
2600-500500	500	200	400	-	-	-	4000
2600-630630	630	250	500	-	-	-	4000

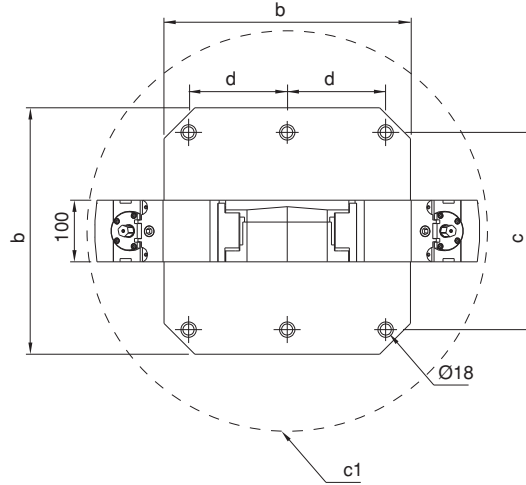
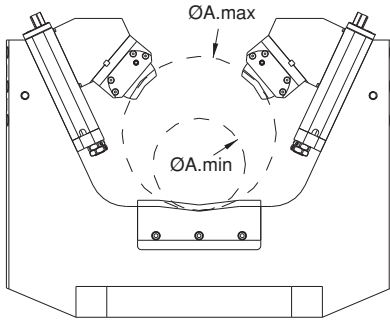


Ürün Nr. 2600 Çatal Kule

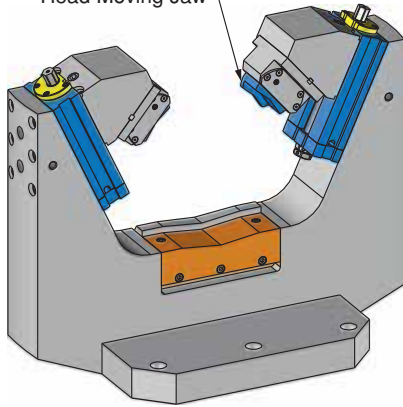
- Kullanım alanı: CNC yatay işleme, Borwect tezgahlarında silindir parçaların iki yüzeyinde işleme kolaylığı sağlar.
- Hareketli yüzeylerin tamamı hassas taşlanmış ve sertleştirilmiştir.

Product Nr. 2600 Fork Tower

- Application area: Provides better operation on both sides of cylindric workpieces on cnc horizontal machines and bohrwerks.
- Entire moving surface is sensitively grinded and hardened.



Oynar Başlı Çene
Head Moving Jaw



İş Parçası
Workpiece

